

Welcome
Primary One Orientation

13 November 2026, 2.50 pm

Programme

- Performances
- Welcome Address by School Leader
- Briefing by Year Head (Lower Primary)
- Parent Support Group (PSG) Sharing



Vision

Lifelong Learners,
Leaders of Character















Mission

Building Character

Enriching Lives

Stretching PoTential

School Philosophy

We believe every child can and wants to learn to fulfil their potential to become Lifelong Learners and Leaders of Character.



Core Values

- **P** Perseverance
- **R** Respect
- **I** Integrity
- **D** Diligence
- **E** Empathy



Ministry of Education
SINGAPORE

Here's to a Great Start to Primary School!



Overview

1. What is Primary School about?

2. Smoothening the transition to Primary 1



3. School-Home Partnership

What is Primary School about?

1. Laying a strong foundation
2. Nurturing holistic individuals and continuous learning
3. Providing learning opportunities, recognising our children's strengths & developing their potential
4. Preparing our children for the future
5. Providing a safe learning environment to support their well-being



Holistic development for Primary 1 includes:

Prioritising the development of soft skills, including values, social-emotional competencies and self-help skills

Focusing on building learning dispositions for Lifelong Learning, including curiosity, confidence and nurturing the joy of learning



Building strong foundations in literacy and numeracy

Strengthening 21st Century Competencies and Digital Literacy in an age-appropriate manner

Pre-P1 expectations of Knowledge, Skills & Dispositions (KSDs) @ Start of P1

- The lower primary curriculum nurtures students' joy of learning, builds on pre-school foundations, and promotes dispositions and attitudes for lifelong learning.
- The following are some examples of professionally determined expectations on what most children should be equipped with at the start of P1. With these, our teachers will continue to strengthen foundations and nurture active, curious learners.

 Values, Social-Emotional Competencies, Citizenship Dispositions	 Art	 English Language	 Mathematics	 Mother Tongue Languages	 Music	 Physical Education
• Develop understanding of self and manage own behaviours • Communicate, interact and build caring and respectful relationships with others • Take responsibility for own actions	• Enjoy Participating in Art • Express Ideas and Feelings through Art • Demonstrate Awareness of Art from Different Cultural Groups	• Listen and Speak for Enjoyment and Information • Read with Enjoyment and Understanding • Communicate Ideas and Information through Writing or Using Symbols or Letter-Like Shapes	• Basic Understanding of Numbers Up To 10 • Compare Quantities Between Two Groups of Objects within 10 • Recognise Simple Patterns	• Enjoy and Show an Interest in Learning Mother Tongue Language • Enjoy and Show an Interest in Listening and Speaking in Mother Tongue Language • Demonstrate Awareness of Local Ethnic Culture	• Enjoy Participating in Music and Movement Activities • Express Ideas and Feelings through Music and Movement Activities • Demonstrate Awareness of Music and Movement from Different Cultural Groups	• Enjoy Physical Activities • Display Coordination in Motor Tasks • Demonstrate Awareness of Healthy Habits and Safety

Building Strong Foundations: How is it achieved?

Play is an essential feature that taps students' inquisitiveness and ignites a self-sustaining passion for learning.

Differentiated support for children with differing learning needs

Teachers **pace** teaching and adopt **developmentally appropriate, engaging pedagogies** to deepen learning.



No examinations and weighted assessments at P1 and P2 to provide more time and space to settle into a formal school setting, build relationships and develop the necessary skills and attitudes towards learning.

Homework Policy in Schools

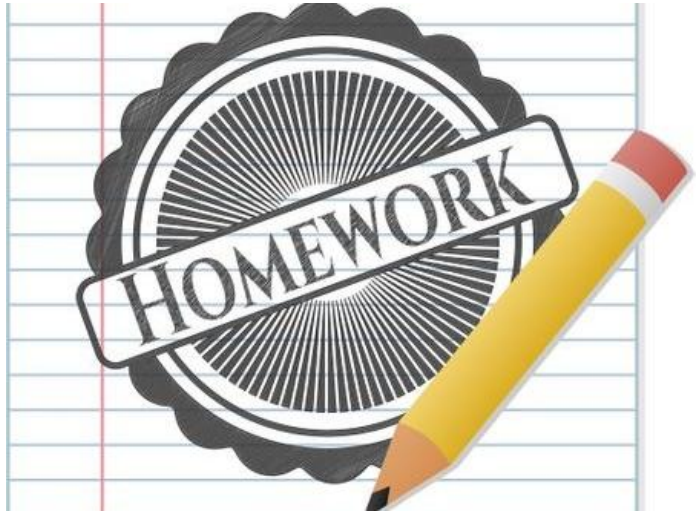

- Homework Policy is in place to guide parents on the extent of offline and occasional online homework that is given to students.
- Homework helps teachers to assess students' understanding of their learning so that timely feedback can be given to support their learning.
- **No online homework will be assigned to P1 and P2 students.**
- **P1 and P2 students do not need a personal digital device (such as a handphone or tablet) for homework. A shared device at home, such as a family computer or tablet, will suffice.**

Homework Policy in Schools

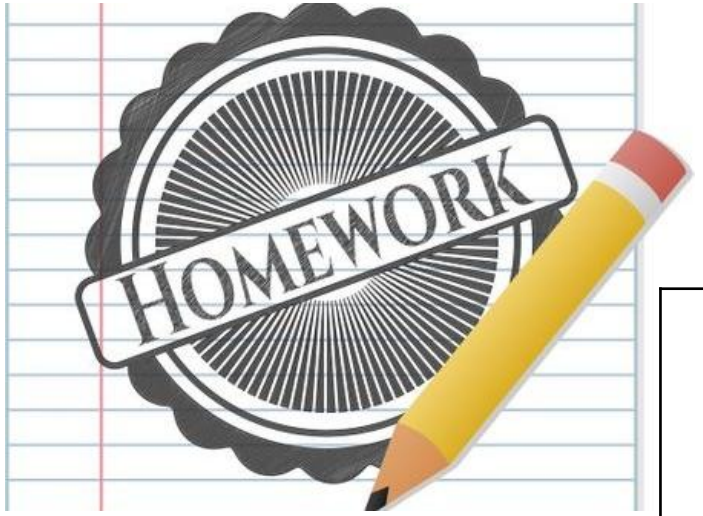

Level	Weekly Homework Guideline	Daily Screen Use Limit for Homework *(include within weekly homework guidelines)*
P1	< 5 hours	No online homework *(revised)*

SINGAPORE

Student Learning Space

What is SLS?

Our national online learning portal with curriculum-aligned resources for students to learn at their own pace and collaboratively.

How and when will P1 students use SLS?

Schools will prioritise a **print-first approach** to learning.

In school, students may use AI tools in SLS that provide customised feedback. These tools have in-built guardrails.

P1 to P3 students will not be tasked to use chatbots.

For self-directed learning purposes, students can choose to access MOE Library modules within SLS

In school, students' use of digital tools will be age and developmentally appropriate.

Digital tools are only introduced if they benefit students' learning. For e.g., the discussion feature in Singapore Student Learning Space (SLS) might be used to support collaboration.

SLS onboarding information will be shared with parents via PG announcement by school.

Student Well-being - Mobile Phones & Smart Watches





- Students are **not allowed** to bring their mobile phones and smart watches to school. This is to minimise distractions during school hours.
- Should there be a need for students to bring mobile phones/smart watches to school, parents must seek permission from the school.
- Permission will be granted based on the merit of each application.

For smart watch:	For mobile phone:
https://go.gov.sg/pypssm	https://go.gov.sg/pypshp

Smoothening the transition to Primary 1

When your child enters primary school, their experience will include:

New friends and teachers



New routines

New learning environments

Smoothening the transition to Primary 1

1. Transition is the process in which a child moves into a new environment

2. When moving from pre-school to primary, a child will have to adapt to unfamiliar setting and routines

When your child has transited well, he/she will:

- Feel safe and comfortable in the new environment
- Be able to manage daily challenges
- Be able reach out to teachers and/ or peers for support when needed
- Be more ready to learn



How can you prepare your child for Primary 1?

You can start talking to your child about the following:



Adjusting to a larger learning environment

Interacting with more peers and teachers

Adapting to longer school hours and new routines

Taking the initiative to ask for help

Becoming more independent and responsible

Try these conversation starters:

I had a good day at work today. *[Parent to share what they enjoyed]* How was your day? Which part did you enjoy the most?

Let's both remember someone that we met today who did a kind deed for us?

I learnt something new at work today. I am sure you did too. Can we teach each other what we learnt?

How else can you support your child?

Support
your child and encourage them to overcome challenges with your care

Affirm
your child by recognising small successes and praising their efforts

Familiarise
your child with new routines gradually and share your experiences in primary school

Empathise
with and acknowledge your child's feelings



How else can you support your child?

Primary 1 is an exciting and fun stage for your child.
Guide your child to enjoy the journey by developing these skills:



NLB | National Library Board Singapore

GO gov.sg

Nurture a love for reading
Sign your child up for a free Library membership and myLibrary ID to enjoy NLB's e-resources!

Relating Well to Others

Build your child's interpersonal skills by:

01 **Modelling the use of friendly and polite phrases**

"Hi! My name is…What is your name?"

"Could you help me with…"

02 **Providing opportunities for your child to share and take turns during playtime with other children**

03 **Modelling respectful interactions**

"May I please…"

"It's okay if I can't join in…"

"I am sorry I …"



GO.gov.sg

Find out more activities from the **P1 Parent-Child Role Playing Activity Kit**

Developing Good Habits

Routines help your child build confidence and learn to manage things by themselves.

Guide your child to do the following independently:

- Take their temperature using a thermometer
- Practise consistent pre-bedtime routines and have at least 9 hours of sleep
- Wash their hands
- Dress themselves
- Pack their bag according to timetable with only necessary stationery
- Buy food at the canteen
- Make healthy food choices
- Knowing when and how to ask for help



Nurturing Values and Positive Attitudes

Values guide our words and actions, and develop character strengths and dispositions. You can encourage your child to:

- Reflect on how to show care and concern, and respect for their friends and family members
- Ask questions about their experiences in school, at home and of the world around them
- Reflect on learning experiences and try ways to do something better
- Persevere even when faced with challenges and use these experiences as a learning moment that helps them better manage future challenges



School- Home Partnership

Our children do best when schools and parents work hand in hand to support them.

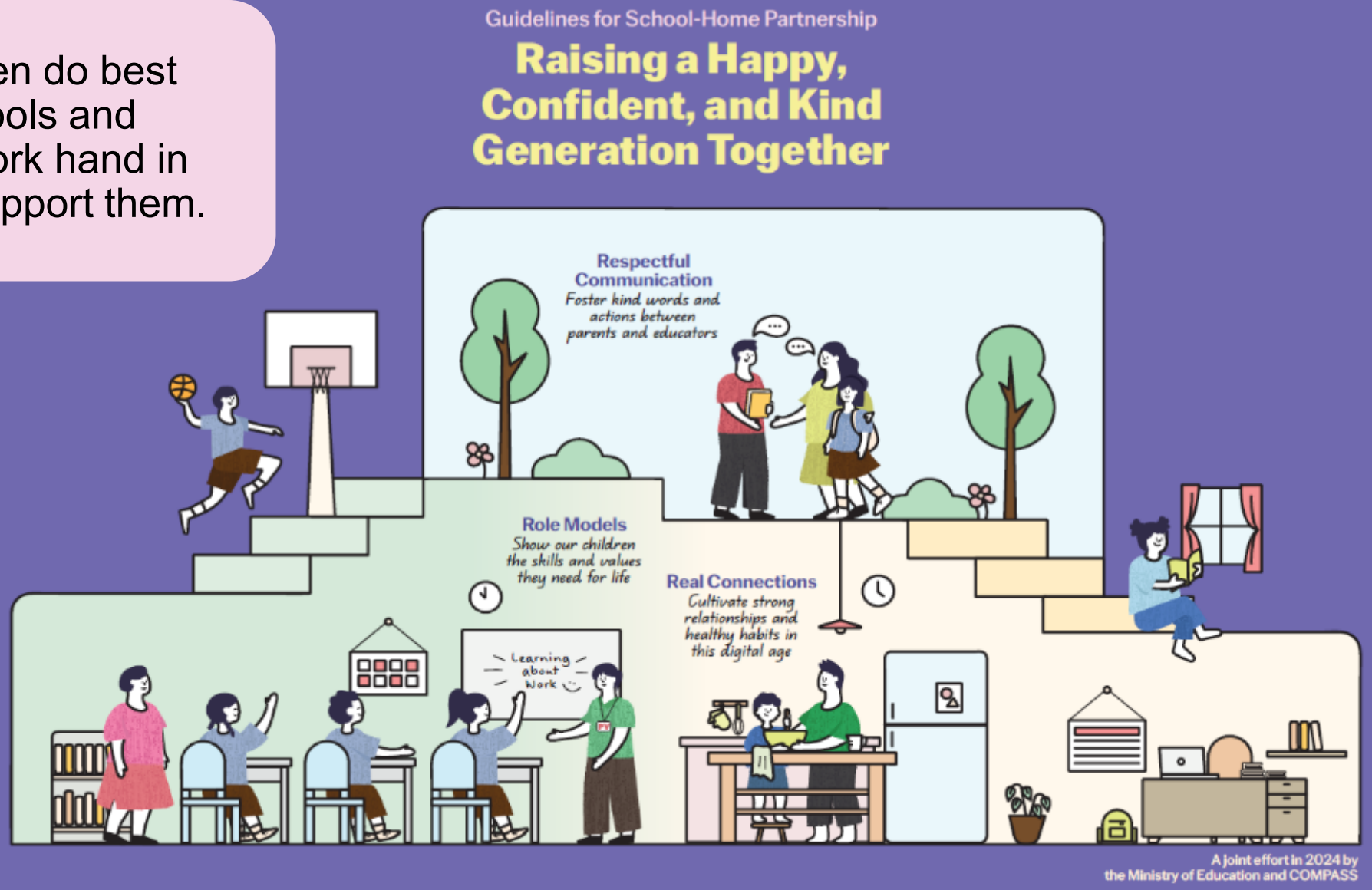

3 areas we can work together on to foster School-Home Partnership

2 Role Models

1 Respectful Communication



3 Real Connections

Respectful Communication

Foster kind words and actions between schools and educators

Listen to and understand each other's perspectives and concerns regarding each child

Communicate kindly using official channels. Teachers are not required to share their personal mobile numbers

Respect each other's time by communicating during working hours



Role Models

Show our children the skills and values they need for life

Find joy in everyday experiences with our children

Instill confidence by encouraging responsibility and believing in our children's abilities

Model good values in words and actions



Check out this video on MOE YouTube for tips on how parents can support the social-emotional learning of their children.

Real Connections

Cultivate strong relationships and healthy habits in this digital age

Check out the refreshed Guidance on Screen Use in Children by MOH.

Establish good habits for our children to stay confident and in control of their technology use

Build strong bonds through shared experiences and meaningful conversations



Provide a balanced mix of engaging online and offline activities, at school and at home



MOH's new screen time guidelines for kids under 12



Below 18 months



- **No screen time** (except for video calls)
- Do not leave screens on in the background

18 months to 6 years old



- Screen time: **Under 1 hour daily** outside school
- Watch media with kids when possible
- Do not use screens to occupy or distract children
- Choose age-appropriate educational content
- Do not leave screens on in the background
- **No screens during meals and before bedtime**

7 to 12 years old



- Screen time: **Under 2 hours daily**, except for schoolwork
- Avoid giving children mobile devices with unrestricted internet and app access
- Avoid giving children access to social media

Infographic: Clara Ho *Source:* Ministry of Health, Jan 21, 2025

cna

School-Home Partnership

Parents Gateway (PG)

This is a one-stop portal that strengthens school-home partnership to support our children in their education journey.

(Please turn on 'PUSH' notification.)

PG allows parent to engage closely with schools, receive information and perform a range of administrative functions including giving consent for school trips.

Available online!

Parent-Child Activity Book

10 TIPS FOR PARENTS

to help you navigate your child's first year in primary school.



Chat with your child

Learn new skills

Practise simple routines

Create something interesting

Thank others for their help

Pledge to do things together

Briefing by Year Head

What is it like in Primary School?



School reopens on 4 January 2027 (Monday)

	Day 1 (Week 1) 4 Jan 2027 (Monday)
Reporting Time	7.30 am
Recess (Staggered)	9.00 am – 9.30 am (1C & 1P) 9.45 am – 10.15 am (1R & 1I) 10.30 am – 11.00 am (1D, 1E & 1W)
Snack Break	8.45 am – 9 am (1D, 1E & 1W) 11.45 am – 12 pm (1C, 1P, 1R & 1I)
Dismissal Time (Staggered)	12.50 pm (1C & 1P) 1.00 pm (1R & 1I) 1.10 pm (1D, 1E & 1W)

Class allocation letter will be sent via PG and the letter will be used as entry pass to the school for 2 adults.

What is it like in Primary School?







Start of first Day (4 Jan 2027)

- Enter the school via **gate 3**.
  - Park your car at the HDB car park if you are driving to school.
- Take your child to the classroom.
- Proceed to the hall for engagement session.
- Proceed to canteen / Leave the school via gate 1.

Parent Engagement



Date: 4 Jan 2027

Venue: School Hall

Time: 8 am – 9 am (for all parents)

(1C &1P)

Parents to proceed to canteen after the engagement session for child's recess.



(1R & 1I)

Parents to return to school via Gate 3 at 9.40 am for child's recess.

(1D, 1E, 1W)

Parents to return to school via Gate 3 at 10.25 am for child's recess.

What is it like in Primary School?



	1st Week 5 Jan 2027 – 6 Jan 2027
Reporting Time	7.30 am
Recess	9.00 am
Snack Break	11.45 am – 12 pm
Dismissal Time (Staggered)	12.50 pm (1C & 1P) 1.00 pm (1R & 1I) 1.10 pm (1D, 1E & 1W)

Bus riders would only leave the school after all the other levels are dismissed at 1.30 pm.

What is it like in Primary School?



	1st Week 7 Jan 2027 onwards	
	Mon, Tue, Thu and Fri	**Wed**
Reporting Time	7.30 am	
Recess	9.00 am	
Snack Break	11.45 am – 12 pm	
Dismissal Time	1.30 pm	1 pm





What is it like in Primary School?

Start of the Day (5 Jan 2027 onwards)

- Take your child to Gate 3.
- If you are driving to school, enter the school compound via Gate 2 (drive in) to drop your child off at the designated car porch. To avoid congestion, please drive off quickly after your child/ward has alighted.
- Or park at HDB carpark and walk to Gate 3.

What is it like in Primary School?

Dismissal of Students

- All students will be dismissed at Gate 3 unless they are taking the school bus or going to Student Care.



- Please indicate clearly in the dismissal arrangement form and Identification Card if your child is taking the school bus, going to Student Care or going home by Gate 3.





Gate 3

What is it like in Primary School?

Identification Card

All students must wear identification cards with their dismissal arrangement printed on it.

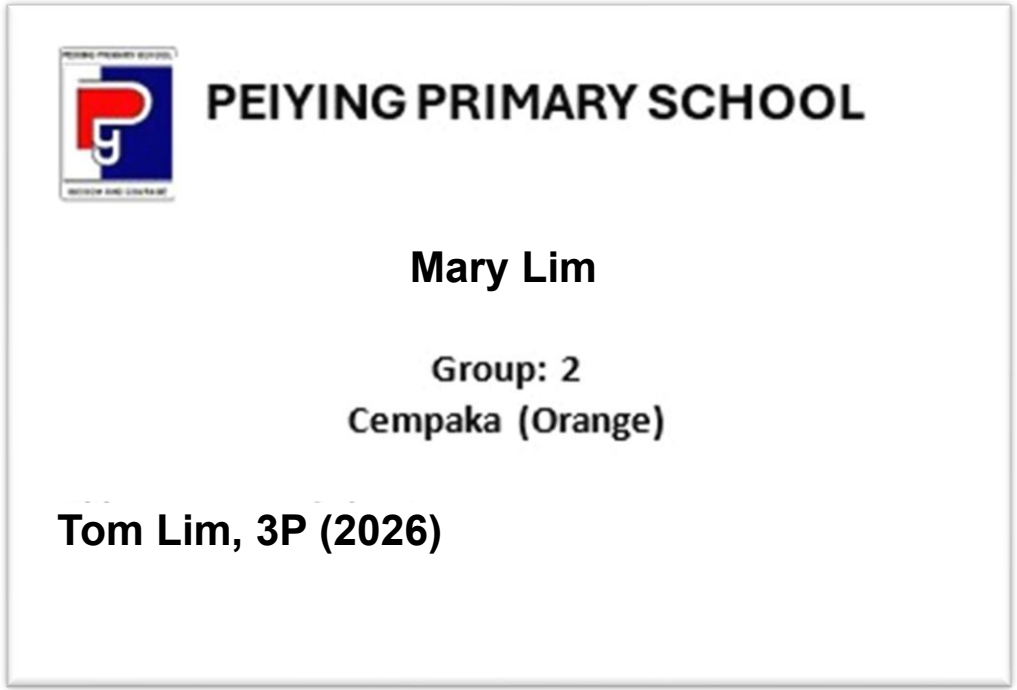

Important!

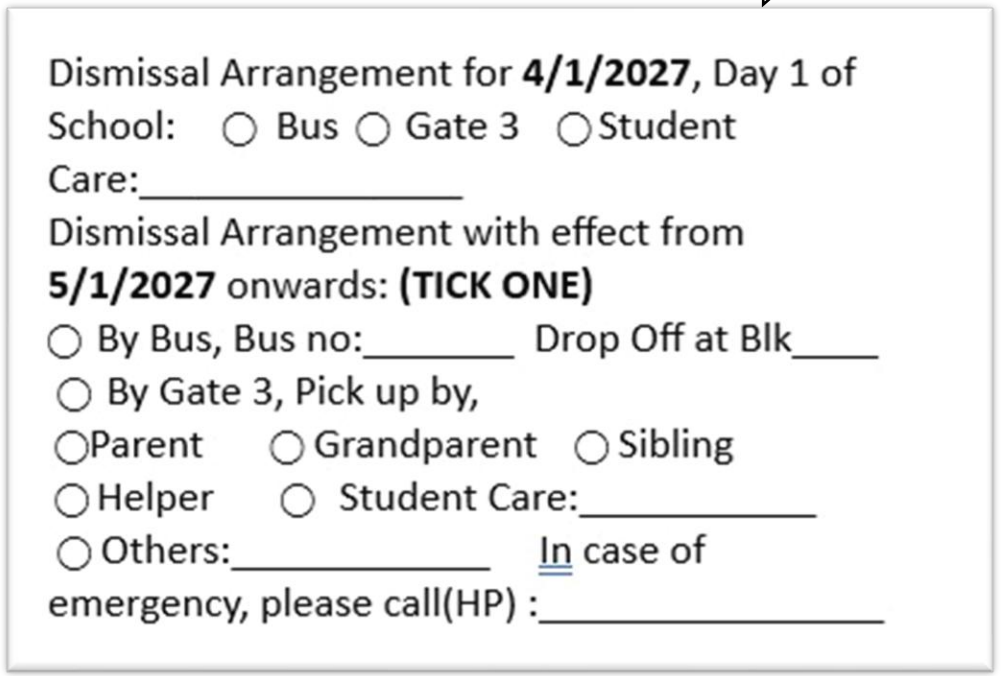

What is it like in Primary School?

Dismissal of Students

- If there are any changes to the dismissal arrangement, please inform the school before the start of the school term.



















What is it like in Primary School?

First Week of School – Recess

- Students will be assisted in buying food during recess, if necessary.
- Teachers and P4 Student Buddies will be on duty to assist the P1 students during their recess.

(P1-P4 Buddy Programme from 5 to 7 Jan)

What is it like in Primary School?





Recess

- Parents are advised not to give too much pocket money.

POSB Smart Buddy Programme



- Apply at http://www.posb.com.sg/sb-schools

What is it like in Primary School?

Things to pack for 1st day of school:

- Identification Card
- Pencil Case
- Coloured pencils
- One story book
- Water bottle
- Food for recess and snack break

(*All items are to be labelled with child's name and class.)*

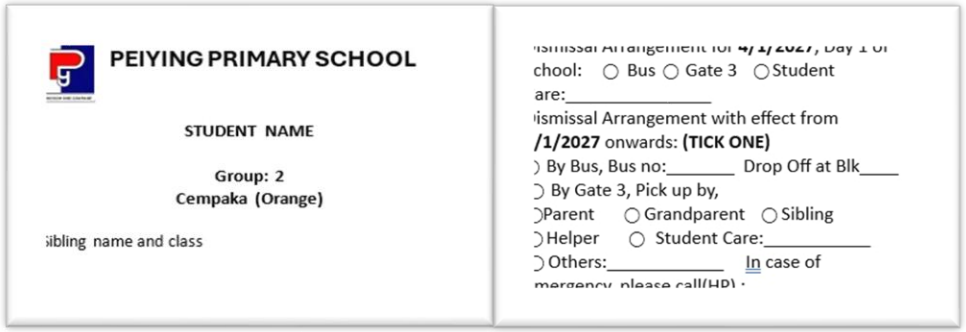
PEIYING PRIMARY SCHOOL

STUDENT NAME

Group: 2
Cempaka (Orange)

ibling name and class

chool: ○ Bus ○ Gate 3 ○ Student
are:_____
ismissal Arrangement with effect from
/1/2027 onwards: **(TICK ONE)**
) By Bus, Bus no:_____ Drop Off at Blk____
) By Gate 3, Pick up by,
)Parent ○ Grandparent ○ Sibling
)Helper ○ Student Care:_____
) Others:_____ In case of















(Do not bring any Subject books. Schedule for collection of books and files will be sent via Parent Gateway.)



Snack Break

- **Examples of snacks for students to bring**

What is it like in Primary School?

Attire for 1st day of school

- PE attire
- White shoes
- School/white socks
- Identification Card

Name Tags must be sewn above the shirt/blouse pocket and on PE T-shirt.

(Order through school bookshop.)

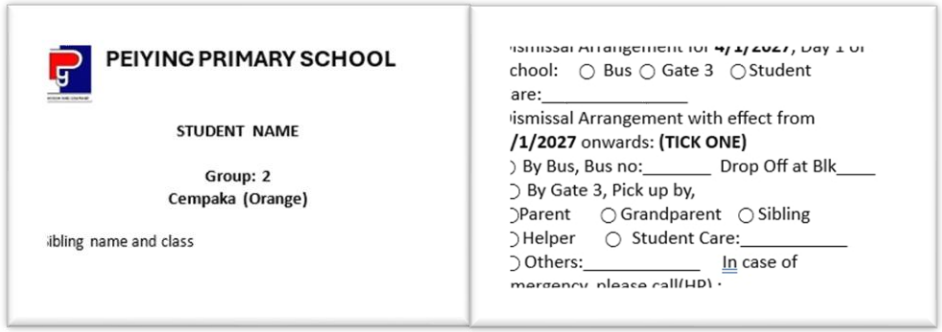
PEIYING PRIMARY SCHOOL

STUDENT NAME

Group: 2
Cempaka (Orange)

ibling name and class

chool: ○ Bus ○ Gate 3 ○ Student
are:_____
ismissal Arrangement with effect from
/1/2027 onwards: (TICK ONE)
) By Bus, Bus no:_____ Drop Off at Blk____
) By Gate 3, Pick up by,
)Parent ○ Grandparent ○ Sibling
) Helper ○ Student Care:_____
) Others:_____ In case of





No crossing in front of Gate 1



No crossing in front of Gate 2

What is it like in Primary School?

Road Safety of Students

In addition, all pedestrians using the zebra crossing directly in front of the school should only turn left and enter the school by Gate 3 (pedestrian gate

	
Pedestrian crossing in front of the school	**Gate 3 side gate for pedestrians only**

What is it like in Primary School?

Road Safety of Students

What is it like in Primary School?

Road Safety of Students

For parents who drive….

- Drive carefully, reduce vehicle speed and stay alert for pedestrian crossing in school zone.
- Cooperate with traffic marshals.
- Let your child alight only at designated drop-off point.



Admin Matters

Minimise cash collection

Please refer to

https://www.moe.gov.s g/financial-matters/fees for more information.

Do join our **GIRO scheme** and enjoy the hassle-free and convenient payment arrangement. In this way, your child will not need to bring additional cash to school monthly.

For Singapore Citizen student, parents can sign up for the **Edusave standing order** to use your child's Edusave account to pay for the miscellaneous fees and/or enrichment programmes to reduce your out-of-pocket expenses. Complete the online Edusave Standing Order form with either parent's SingPass login.



Admin Matters

Other e-forms to be completed by end Dec.

- Pupils Data Form
- Dental Consent Form
- Mother Tongue Language (MTL) application form for students taking non-standard Mother Tongue (if applicable)



Admin Matters

- For Financial Assistance Scheme (FAS) matters, staff in general office can help.
- Refer to letter sent in October regarding bus services, buying of uniform and books.





School-Home Partnership

Building partnership with the school



School-Home Partnership

Join Us!

Parent Support Group (PSG)



The PSG consists of a group of dedicated parents who partner the school to support school's programmes to improve our children's well-being and learning.



It is the platform for parents to network, share, learn and support each other in this parenting journey.





Scan QR code to join PSG



Thank you !